

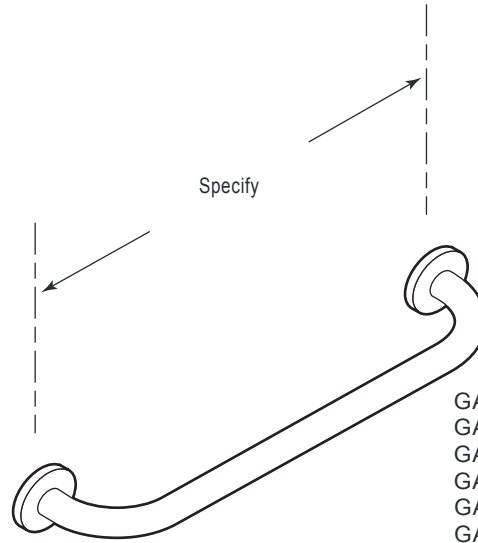
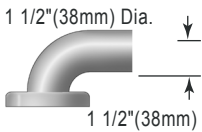
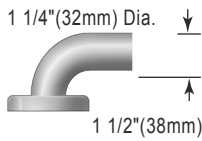
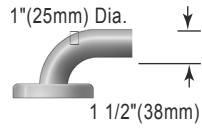


American Accessories, Inc.

Phone (877) 465-5005

Fax (877) 465-4090

Georgia Series: GA Grab Bar - Straight Bar



- GA - 16" (406mm)
- GA - 18" (457mm)
- GA - 24" (610mm)
- GA - 36" (914mm)
- GA - 42" (1,067mm)
- GA - 48" (1,219mm)



Concealed Flange



Snap Flange



Exposed Flange



Economy Flange

SPECIFICATIONS:

Unit fabricated of 18-8 type 304-18 gauge stainless steel tubing with #4 satin mill finish. Optional 260 alloy .050" (1.27mm) thickness solid bright brass.

For Exposed Flange specify "EF"; fabricated of 11 gauge type 304 stainless steel with #4 satin finish. Exposed flange mount is 3" (76mm) in diameter with three(3) countersunk mounting holes.

For Concealed Flange specify "CF"; fabricated of 11 gauge type 304 stainless with #4 satin finish. Concealed flange mount is 3" (76mm) in diameter with three(3) threaded set screws for mounting to back plate. Mounting back plate is fabricated of 11 gauge and is 2 7/8" (73mm) in diameter and secured to wall with two(2) mounting screws (not provided).

For Snap Flange specify "SF"; fabricated of type 304 stainless steel. Mounting back plate is fabricated of 12 gauge and is 3" (76mm) in diameter and heliarc welded to bar. Flange cover plate escutcheon is for esthetics only. Fabricated of 22 gauge type 304 stainless steel. All flanges and center posts are heliarc welded to the tubing forming an integral part.

INSTALLATION:

ADA mounting height required to meet codes is 33" (838mm) to 36" (914mm) from centerline of grab bar to the finished floor. Horizontal grab bar 42" (1,067mm) should be installed on side wall or partition stall. A 36" (914mm) horizontal grab bar is installed on back wall. Projection is the distance from the finished wall surface to the outside edge of the finished grab bar tubing. Clearance is the distance measured from the finished wall surface to the inner edge of the finished grab bar tubing. AAI furnishes the standard clearance to meet ADA 1 1/2" (38mm). Other clearances are available upon request. Add "PH" for toilet tissue holder. Builder shall provide concealed anchor or wall backing in accordance with local state building codes before wall is finished. Fasten bar's integral back mounting flange to anchoring device or wall backing with two(2) screws in each flange. Grab bars are no stronger than the anchor or wall to which they are attached.

SPECIFY:

Grab bars are available in 1" (25.4mm) specify "GA1", 1 1/4" (32mm) specify "GA2", and 1 1/2" (38mm) specify "GA3" diameters. For textured nonslip gripping surface specify "TR" suffix. Custom modified designs and radius can be engineered upon request. AAI's grab bars have been engineered and tested to withstand 1,300 pounds of downward pull weight when installed properly with in-wall mounting. AAI's grab bars meet and exceed all ADAAG, ICC/AANSI, HFA, VA, HUD, federal, state and local codes.